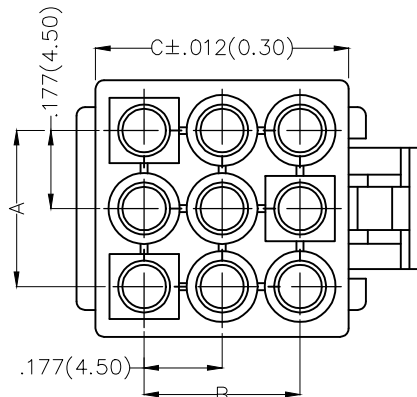
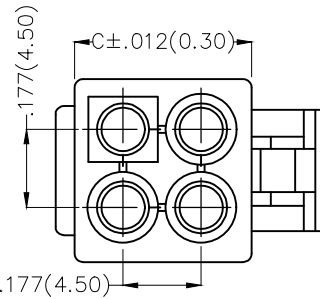
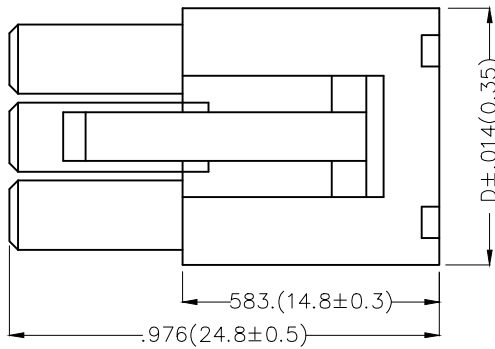


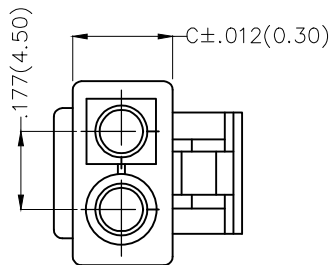
REV	LOCATIONS	DESCRIPTION	DATE	REVISER	APPD



Three row
(9,12,15Circuits)



Double row
(4,6Circuits)



Single row
(2~4Circuits)

Electrical
Temperature Range—Operating: -25°C~+85°C
Material
Housing: PA66 (UL 94V-0)
Applicable Terminal: FT45002
Mates With: FHG45002Series.

Circuits (n)	Part No.	Dimensions(in/mm)			
		A	B	C	D
2	FHG45001-S02M2W1B	.177(4.50)	—	.220(5.60)	.406(10.30)
3	FHG45001-S03M2W1B	.354(9.00)	—	.220(5.60)	.583(14.80)
4	FHG45001-S04M2W1B	.531(13.50)	—	.220(5.60)	.760(19.30)
	FHG45001-D04M2W1B	.177(4.50)	.177(4.50)	.406(10.30)	.406(10.30)
6	FHG45001-D06M2W1B	.531(9.00)	.177(4.50)	.406(10.30)	.583(14.80)
9	FHG45001-T09M2W1B	.354(9.00)	.531(9.00)	.583(14.80)	.583(14.80)
12	FHG45001-T12M2W1B	.531(13.50)	.531(9.00)	.583(14.80)	.760(19.30)
15	FHG45001-T15M2W1B	.709(18.00)	.531(9.00)	.583(14.80)	.937(23.80)

Ordering Information

FHG 450 01 — X XX M 2 W1 B
1 2 3 4 5 6 7 8 9

1	Category FHG—Housing	2	Series Number 450—Pitch4.50mm	3	Distinction No. 01	4	Row Option S—Single row D—Double row T—Three row
5	Circuits XX	6	Entry Type M—Male	7	Material—Resin 2—PA66	8	Color—Resin W1—White
9	Packaging B—PE Bag						

<p>THIRD ANGLE PROJECTION</p>	GENERAL TOLERANCES (UNLESS SPECIFIED)		APPROVE BY FRANK	DATE 25/JUN/13	PART NO. FHG45001-XXXM2W1B	ITEM NO. FHG45001	<p>Leader Of Industry</p>		
	DESIGN UNITS Inch (metric)	X.±.012(0.30) X.X±.008(0.20)	X'±5" .X'±2'	CHECKED BY JACOB	DATE 25/JUN/13	TITLE Wire to Wire Pitch 4.5mm(Housing)		REV 0	SHEET NO. 1/1
	SCALE 5:1	X.XX±.006(0.15) X.XXX±.004(0.10)	.XX'±1" .XXX'±0.5'	DRAWN BY CHERRY	DATE 25/JUN/13	THIS DRAWING CONTAINS INFORMATION THAT IS PROPRIETARY TO TXGA INDUSTRIAL ELECTRONICS(S.Z)CO.,LTD AND SHOULD NOT BE USED WITHOUT WRITTEN PERMISSION			
	SIZE A4								